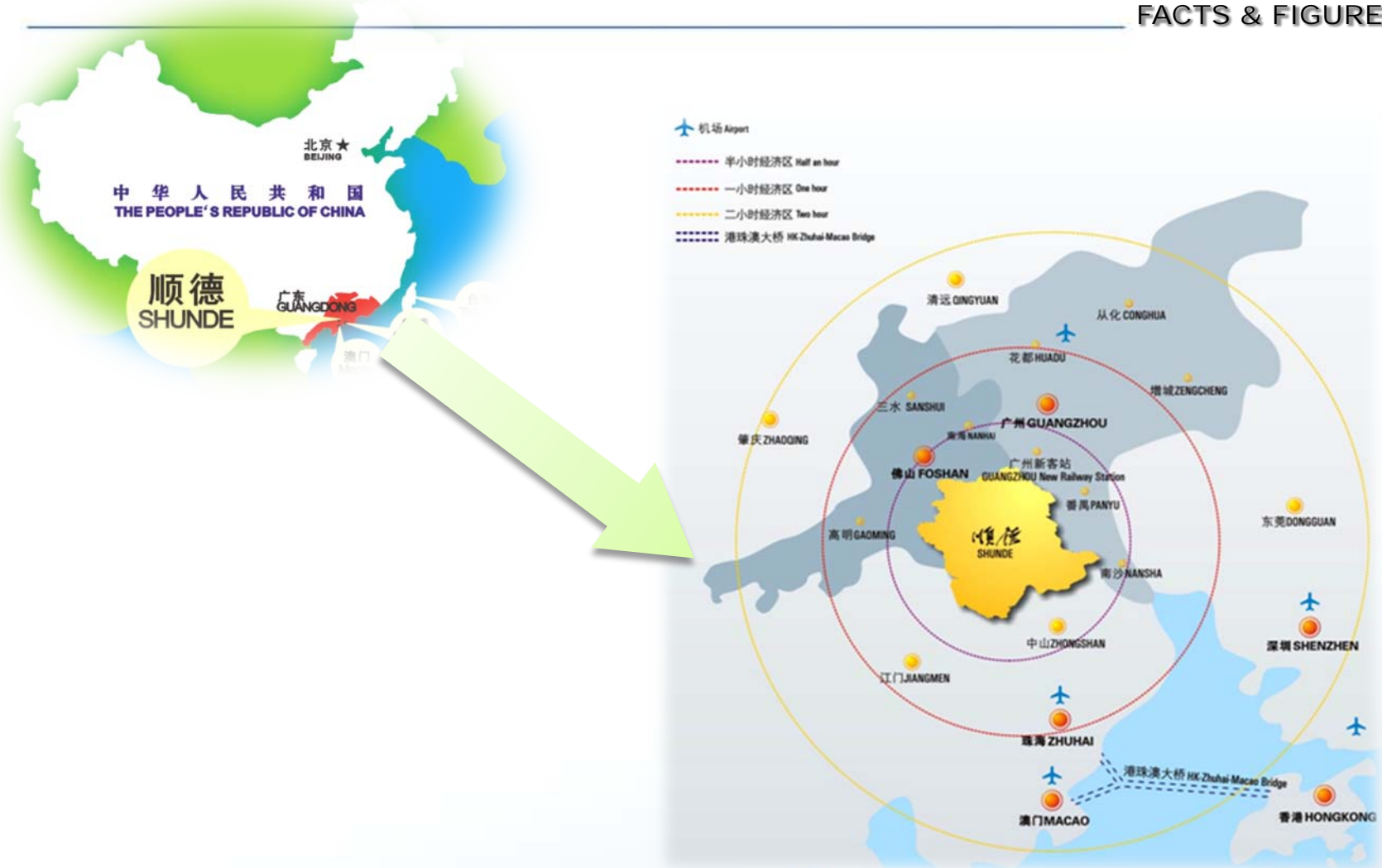


顺德 Shunde

FACTS & FIGURES

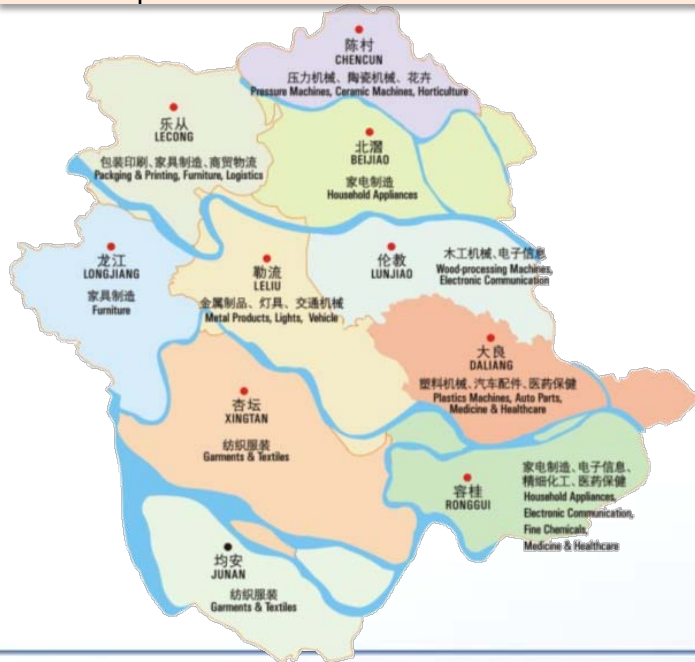


◆ LOCATION



I. Basic Information

Land Area	806.5 square kilometers		
Towns of the city	10 towns, including Daliang, Lunjiao, Chencun, Beijiao, Lecong, Leliu, Longjiang, Xingtan, Jun'an, Ronggui.		
Total Population	2 million	Registered Population	1.2 million
		Floating Population	811.5 thousand
Employees	928.3 thousand		
Density of population	1484 persons/sq.km		



II. Economic Structure

Nine Pillar Industries

Industry	Output value 2008 (hundred million yuan)	Proportion of industrial output value (%)
Electrical Appliances	1692.8	45.9
Machinery	346.8	9.4
Garments and Textiles	227.5	6.2
Telecommunication	245.1	6.7
Metal Products	251.7	6.8
Fine chemistry	117.8	3.2
Printing and Packaging	69.7	1.9
Furniture	67.1	1.8
Automotive Parts	89.6	2.4
Medical & Healthcare	10	0.3

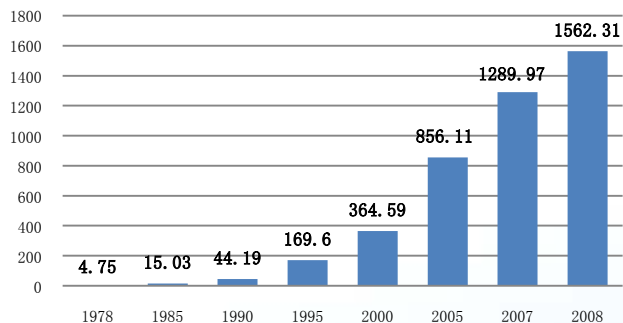
Shunde Industries

Number of industrial enterprises	11.390 thousand
Gross industrial output value	398.289 billion RMB
Gross Output Value of large-scale Enterprises	368.949 billion RMB

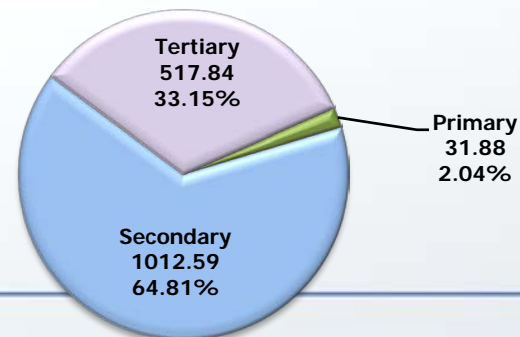
Production and Consumption

GDP Per Capita	130.512 thousand RMB(divided by the registered population)
	77.766 thousand RMB(divided by the permanent population)
Consumer Goods Retail Sales	39.681 billion RMB
Consumer Goods Retail Per Capita	33.207 thousand RMB
Average Annual salary	32.145 thousand RMB
Disposable income Per Capita of Citizens	26.433 thousand RMB

Total Output Value in recent 30 years
(billion RMB)



Three Major Industries Gross Output Value 2008
(billion RMB)



III. Infrastructure & Science

River Port & Harbors

Name of ports	Sort	Berth Capacity (Ton)	Handing Capacity
Shunde Port (RongQi container terminal)	river port	3000-ton	3 million tons,500 thousand TEU
Beijiao Port	river port	1000-ton	2 million tons,400 thousand TEU
LeLiu Port	river port	1000-ton,9 Berths	3.5 million tons
LiaoGe Mountain logistics Port (planning)	river port	3000-5000 ton	600
Nansha Port (PanYu)	deepwater port	100000, 10 Berths	2.4 million TEU
Huangpu Port (Guangzhou)	river port	10000, 12 Berths	35 million tons
Yantian Port (ShenZhen)	deepwater port	50000~100000, 20 Berths	10 million TEU
HongKong Container Terminal	deepwater port		24 million TEU

Transportation

Cargo Transport Volume	45.88 million tons	land carriage	40.22 million tons
		water carriage	5.66 million tons
Cargo handling capacity of the river ports	10.4 million tons		
Total Passengers Transport	61.89 million people	land carriage	61.11million
		water carriage	780 thousand
Ferry Passengers Transport	780 thousand person-time		

Public Facilities

Electricity Supply	10.72561 billion Kw.h
Total Electricity consumption	10.80643 billion Kw.h (Industrial Power Consumption 7.63238 billion)
Water Supply for a year	404 million tons
LPG Supply	90.4 thousand tons
Telephones exchanger	822.9 thousand lines
Amount of taxies	1056 units
Green Coverage	3785.47 hectares

Technology and Brands

Patent Applications	2276 (totally7649)
Patents of Invention	267(totally 305)
State-level High-tech Enterprises	109
Chinese Famous Brand	14
Chinese Brand Products	32
National Inspection-free Products	70
Famous Brands	82
Brand Products (Industrial Sector)	76

Technology Platforms

State-level Technology Centers	3 (Hisense, Midea, Keda)
Guangdong Engineering Technology R&D Centers	23
Shunde Engineering Technical Centesr	81
Postdoctoral Work Station	18

Fiscal Support for Science and Technology from Shunde Government 2008: 318million RMB.

IV. Export-oriented Economy

Item	Output Value		
Total Retail Sales Of Consumer Goods	39.681 billion RMB		
Total Import And Export Value	17.103 billion USD	Export Value	12.996billion USD
		Import Value	4.106billion USD
Foreign-funded Enterprises	1696		

Top Ten Countries (Regions) of Import and Export

Top Ten Of Imports			Top Ten Of Exports		
No.	Countries (Regions)	Value of 2008 (million USD)	No.	Countries (Regions)	Value of 2008 (million USD)
1	Korea	621,614,635	1	USA	2,308,873,526
2	Japan	597,281,250	2	Hongkong	2,149,332,109
3	Taiwan	530,629,694	3	U.K.	554,242,664
4	South Africa	293,291,539	4	Japan	528,270,372
5	USA	249,789,212	5	Germany	497,518,687
6	Malaysia	219,811,581	6	Brazil	393,196,447
7	Thailand	158,087,382	7	Russia	368,948,846
8	Hongkong	112,577,569	8	Italy	341,222,872
9	Germany	87,191,519	9	India	297,840,094
10	Singapore	73,512,931	10	France	292,412,065

Top Ten Sources of Investment

No.	Countries (Regions)
1	Hongkong
2	British Virgin Islands
3	Macao
4	Japan
5	Taiwan
6	Canada
7	USA
8	Korea
9	Bahamas
10	Samoa

Top Five Foreign-invested Sectors

No.	Sectors
1	Electrical Machinery and Equipment Manufacturing
2	Real Estate
3	Communications Equipment, Computers and Other Electronic Equipments
4	Textile
5	Chemical materials and Products Manufacturing

V. Education and Human Resources

Educational Institutions	Number	Students	Teachers and Tutors	
			Amount	Including: Full-time Teachers
I.Colleges	2	8630	23982	19593
II.Regular Schools Amount	236	287531		
a. Secondary Schools	62	104915		
Junior Schools	43	70060		
Senior Schools	19	34855		
b.Vocational Schools	12	27391		
c.Primary Schools	162	155225		
III. Kindergartens	279	59230		
IV.Adult Education Schools	1	1526		

Education Stages	Enrollment Rate	Promotion Rate	Total Fiscal Input in Education
School-age infants	99.9%	100%	2.394 billion RMB
School-age Children	100%	100%	
Primary School Students	100%	100%	
Junior Students	100%	98.72%	
Senior Students	---	88.93%	
Youth Higher Education	65%		

Human Resources: Professionals	101,776 persons	Senior Title	3520
		Medium Title	22614
		Primary Title	75642
Engineers & Technicians	37322 persons		
Scientific Research	116 persons		

Employees & Average Wage	Number of Employment	Average Wage (RMB/person)
Total	928318	32145
Agriculture, Forestry, Animal husbandry and Fishery	74917	26045
Manufacturing	511902	29194
Production and Supply of Electricity, Gas and Water	2459	45610
Construction	92173	23250
Transportation, Storage and Post	20805	33453
Information Transport, Computer Service and Software	10401	54235
Wholesale and Retail	96878	24794
Hotels and Restaurants	26892	24763
Financing	7058	51228
Real Estate	9497	32200
Leasing and Business Services	6789	24101
Scientific Research, Technical Services and Geological Prospecting	1163	37791
Management of Water Conservancy, Environment and Public Facilities	1116	33343
Residents Services and Social Welfare	19853	37611
Education	21919	34259
Health, Social Security and Social Welfare	9883	32454
Culture, Sports and Entertainment	3187	40617
Public Administration and Social Organizations	11426	48330
Registered Unemployment Rate: 1.7%		

VI. Exhibitions

Name of Exhibitions	Size	Booths
Shunde Exhibition Centre	23500 m ²	1200
Qianjin Exhibition Centre	40000 m ²	2500
SunLink International Machinery City	26000 m ²	1000

Shunde Exhibitions 2009		
Exhibition	Date	Venue
17 th Session of Longjiang Furniture Exhibition	Mar., 17-20	Qianjin Exhibition Centre, Longjiang , Shunde
The 7 th Session of Asian International Green Furniture Materials Exhibition	Mar., 17-20	Asian Materials Trading Center
Shunde Procurement Fair for Materials, Parts & Fittings of Household Electrical Appliances 2009 & the 1 st Shunde Procurement Expo for Fine Kitchen & Bathroom Electrical Appliances	Apr., 17-19	Shunde Exhibition Center ,Daliang, Shunde
2009 Shunde International Mechanical Components Procurement Exhibition	June, 25-27	SunLink International Machinery City, Chencun, Shunde
The 2 nd (Shunde) International Industrial Design and Creativity Exhibition	Sep., 4-6	Shunde Exhibition Center ,Daliang, Shunde
The 18 th Session of Longjiang Furniture Exhibition	Sep., 5-8	Qianjin Exhibition Centre, , Shunde
The 8 th Session of Asian International Green Furniture Materials Exhibition	Sep., 5-8	Asian Materials Trading Center
Shunde Expo (Household Electrical Appliances) 2009	Oct., 19-22	Shunde Exhibition Center ,Daliang, Shunde
5 th (Foshan) Machinery Equipment Exhibition	Oct., 21-24	SunLink International Machinery City, Chencun, Shunde
The 4 th Session of Jun'an Jeans Exhibition	Nov., 3-6	Fu'an International Jeans City, Junan, Shunde
International Plant Expo CHINA 2009	Dec., 1-3	Chencun Flower World

VII. National Honors

Honors	Capital of China Household Electrical Appliances
	Capital of China Gas Appliance
	Township of Coating of China
	Hometown of Chinese Chef
	Famous Brands-known Town (Ronggui)
	Township of Glass Machinery (Lunjiao)
	Township of Woodworking Machinery (Lunjiao)
	China's Rail Industry Base (Leliu)
	Township of House Electrical Appliances Manufacturing of China (Beijiao)
	Township of China Machinery & Equipment Trade (Chencun)
	Commercial Capital of Plastics of China (Lecong)
	Commercial Capital of Furniture of China (Lecong)
	Capital of Furniture Manufacturing of China (Longjiang)
	Capital of Furniture Materials of China (Longjiang)

ABOUT US

